

# Little Rock School District 2013-2014 **Annual Report**



**Little Rock School District**  
810 W. Markham Street • Little Rock, Arkansas 72201  
501-447-1000 • [lrsd.org](http://lrsd.org)







## Superintendent's Letter

## Table of Contents

<b>Superintendent's Letter.....</b>	<b>1</b>
<b>LRSD National AP Scholars Skyrocket.....</b>	<b>2</b>
Average ACT Scores .....	2
Pre-AP & AP Enrollment .....	2
Growth of AP Students with Scores of 3+.....	2
<b>Central Leads the State in National Merit Semifinalists ...</b>	<b>3</b>
<b>LRSD Students &amp; Teachers in the Spotlight .....</b>	<b>4</b>
<b>LRSD Teachers of the Year.....</b>	<b>5</b>
Level and School Winners.....	5
<b>High-Achieving Schools .....</b>	<b>6</b>
Top 25 High-Achieving Schools.....	6
Top 10 High-Achieving Elementary Schools .....	6
Top 5 Schools in Central Arkansas .....	6
Top 3 Elementary Schools in Central Arkansas by Grade .....	6
<b>ESEA Accountability Designations.....</b>	<b>6</b>
<b>District Plan to Improve Student Performance at Academic Distress Schools .....</b>	<b>7</b>
Proficient/Advanced Students by Grade .....	7
<b>Little Rock School District by the Numbers .....</b>	<b>8</b>
Revenue & Expenses.....	8
Class of 2014 Scholarships .....	8
Expense per pupil .....	8
Teacher Statistics .....	8
Volunteers in Public Schools.....	8
Partners in Education .....	8
Performance Indicators.....	9
4-Year Graduation Rate.....	9
Retention Rates Grades 1-8 .....	9
Enrollment by Ethnicity .....	9
Enrollment by Grade .....	9

Greetings:

I am honored to serve as your Superintendent and look forward to continuing the work we have begun together to ensure academic excellence for all of our students. It is more important than ever before that we work collaboratively to provide academic success and multiple learning opportunities for every student in the Little Rock School District.

As we face today's critical education challenges, a top priority of my administration is still to increase the academic performance of our students by developing and articulating a strong vision, employing strategic decision-making and implementation, creating a culture of high expectations for learning, and providing high-quality professional development opportunities for staff. We have worked diligently to identify key areas of needed support and have begun to focus on implementing educational practices that demonstrate proven results.

We take seriously our responsibility as stewards of the resources entrusted to us by the public. Our stakeholders must be confident that when they invest in education they will realize dividends through the improved academic achievement of our students and improved overall education quality. With every taxpayer dollar invested, we are committed to creating value for our students and parents.

By working together to create partnerships, we will not only be able to transform the Little Rock School District into a nationally recognized education model, our students will be prepared for college and career and ready to compete in a global marketplace. I look forward to working with you to achieve this lofty goal. Our children deserve no less.

Sincerely,

Dr. Dexter Suggs  
Superintendent  
Little Rock School District

# LRSD National AP Scholars Skyrocket

Little Rock Central High School experienced phenomenal growth, 254% to be exact, in the number of National Advanced Placement (AP) Scholars from 2013 to 2014. At Central 28 students, up from 11 the previous year, qualified for the National AP Scholar Award by earning an average score of 4 or higher on a five-point scale on all AP exams taken, and a score of 4 or higher on eight or more of these exams. Parkview Arts & Science Magnet High School had three National AP Scholars, up from two the previous year.

A total of 340 LRSD students (31 of whom are also National AP Scholars) hailing from Central, Parkview and Hall High Schools, earned AP Scholar Awards in recognition of their exceptional achievement on AP Exams. These students are to be congratulated for their outstanding achievement and well-deserved success in college-level coursework.

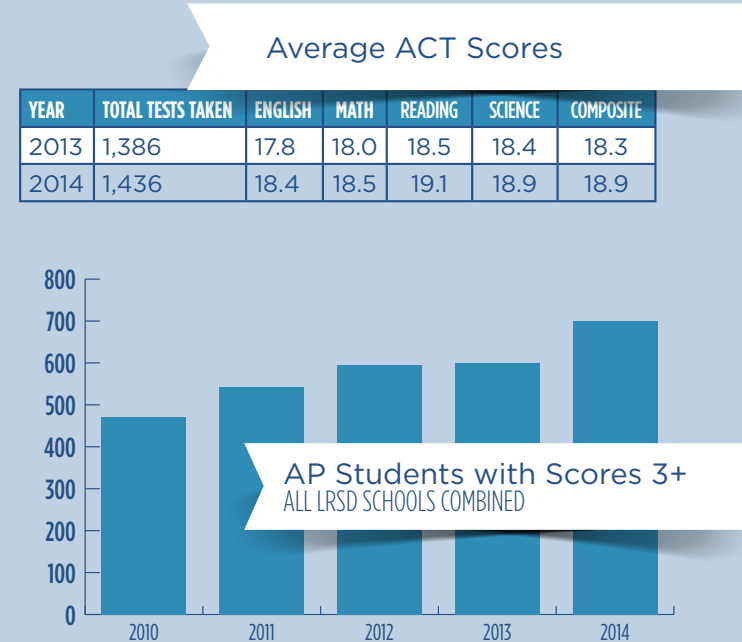
State AP Scholar: Awarded to the state’s top male student and female student according to the number of AP exams taken and the highest average scores on the exams. **2014 AP State scholars both from Central High School: Nathanael Ji (4.85) and Esther Park (4.26).**

- 104 students from Central and 57 students from Parkview earned the AP Scholar with Distinction Award by earning an average score of at least 3.5 on all AP Exams taken, and scores of 3 or greater on five or more of these exams.
- 50 students from Central and five students from Parkview qualified for the AP Scholar with Honor Award by earning an average score of at least 3.25 on all AP Exams taken, and scores of 3 or higher on four or more of these exams.
- 128 students from Central, 39 students from Parkview, and one student from Hall qualified for the AP Scholar Award by completing three or more AP Exams with scores of 3 or higher.

Pre-AP & AP Enrollment

YEAR	GOAL	ACTUAL
2011	7,477	7,593
2012	7,527	7,668
2013	7,577	7,623
2014	7,627	7,824

Pre-AP and AP enrollment improves college readiness and increases the likelihood of college completion. With the 2005 passage of Act 2152, Arkansas became **the only state that pays for AP exams**, which removed the financial barrier for Arkansas high school students.



# Central Again Leads the State in National Merit Semifinalists

**Little Rock Central High School** has a long and established record of academic excellence. For the test administered during the 2013-2014 school year Central had 18 National Merit Semifinalists, 11 Commended Scholars, five National Achievement Semifinalists, three National Hispanic Recognition Program Scholars, two NCTE Achievement Award in Writing winners and one Seimens Award winner. **Several students (shown in bold type) had multiple honors from the National Merit Scholarship Corporation.**

About 50,000 students of the 1.5 million students who take the National Merit Semifinalist Qualifying Exam (NMSQ), which represents three percent, qualify for special recognition by the National Merit Scholarship Corporation (NMSC). Approximately 16,000, or one percent of students who take the NMSQ/PSAT exam, qualify for the National Merit Semifinalist designation.

The District’s 18 **National Merit Semifinalists**, all from Central, are:

Trisha Bhattacharyya	David Gilson	Hannah R. Oldham	Manasa Veluvolu
Will Boyster	Audrey Glover	Matthew G. Ponder	Jeong-Min Wui
Chen-Bo Fang	Jolli Khoo	Chandler J. Smith	<b>Edward Zhao</b>
Sherry Gao	Ian Kim	Gee-Yong Sung	
Sarthak Garg	Jacob Maris	Chuang Z. Tang	

Approximately 34,000 students, or two percent of students who take the NMSQ/PSAT exam, receive Letters of Commendation in recognition of their outstanding academic promise. Central’s 11 **Commended Scholars** are:

<b>Dana Abulez</b>	Thomas Douglass	Qingkai Li	Demarco Ragland
Megan Chung	Nimit Gandhi	<b>Malik Marshall</b>	Ketan Vyas
Emily Davidson	Andrew Jewell	Jalin Parry	

The **National Achievement Scholarship Program** is an academic competition established in 1964 to provide recognition for outstanding Black American high school students. Central’s five **National Achievement Semifinalists** are: **Dana Abulez, Malik Marshall**, Matthew Perkins, **Scott Robles** and Chandler Smith.

The College Board’s **National Hispanic Recognition Program** (NHRP) identifies academically outstanding Hispanic/Latino high school students. Each year, the NHRP honors about 5,000 of the highest-scoring students from over 250,000 Hispanic/Latino juniors who take the PSAT/NMSQT. Central had three students qualify as **National Hispanic Recognition Program Scholars**: Francisco Alvarez, Luz Juarez and **Scott Robles**.

The National Council of Teachers of English Teachers (NCTE) Achievement Awards in Writing is a school-based writing program established in 1957 to encourage high school students in their writing and to publicly recognize some of the best student writers in the nation. Two students from Central won the **NCTE Achievement Award in Writing**: **Hannah Oldham** and Matthew Ponder.

The Siemens Foundation established the Siemens Competition in Math, Science & Technology in 1999. The Competition is the nation’s premiere science research competition for high school students and seeks to promote excellence by encouraging students to undertake individual or team research projects. **Edward Zhao** was selected as a **Siemens Competition Finalist**.



# LRSD Students and Teachers in the Spotlight



**Absolute Perfection!**  
Two LRSD students received perfect scores of 36 during the 2013-2014 school year on the ACT: **Deborah Rookey**, Parkview Magnet High School; and **Chandler Smith**, Little Rock Central High School.



**One in a Millennium!**  
**Darryonna Armstrong**, McClellan High School, was named one of 1,000 national winners of the prestigious Gates Millennium Scholarship, which is a full scholarship to attend any accredited college or university in the United States.

**A Genius Among Us**  
**Aniruhd Pidugu**, Central High, qualified as a state finalist in the GENIUS Olympiad, an international high school project competition about environmental issues.

**Cooking Up Change**  
Metropolitan Career-Technical Center Students **Elissa Goree**, **Jason McCuien** and **Tanya Tercero**, won first place in the Cooking Up Change® Culinary competition and advanced to the finals in Washington DC.

**Mock Trial Champs**  
Parkview Debate and Acting students captured first and second place at the Arkansas Mock Trial Championships sponsored by The Arkansas Bar Association.

**J.A. Fair Graduate Named Conservationist of the Year**  
The Arkansas Wildlife Federation at the Governor's 2014 Conservation Achievement Awards Banquet named Austin Klais, J.A. Fair 2011 Valedictorian, Student Conservationist of the Year.

**Wendy's Heisman Winner**  
**Tyler Mann** was named school winner and state finalist in the Wendy's High School Heisman based on his athletic and academic achievements and community involvement.

**Parkview Science Chair Wins DuPont Scholarship**  
Parkview Science Department Chairman **Leslie Williams** was one of three Little Rock science educators to win a DuPont Scholarship to the National Science Teachers Conference in Boston.

**Out-of-this-World Educator**  
**Charlotte Cook** from Carver Magnet Elementary was one of 25 teachers selected for NASA's Global Precipitation Measurement (GPM) mission. Cook competed with teachers from around the globe to be chosen for NASA's Master Teacher Program.

**Gibbs Educator Goes Global**  
International Studies Specialist Vicki Stroud Gonterman was one of only ten US-based educators invited to attend, with all expenses paid, the Third Annual Going Global: International Student Social Networking Conference in New York.

# Little Rock School District Teachers of the Year

The Little Rock School District honored its best and brightest teachers with the annual Crystal Awards Gala at the Embassy Suites Hotel on May 5, 2014. **Don Roberts Elementary School 5th Grade Teacher Steven Helmick** was named Little Rock School District Teacher of the Year for 2014, earning the coveted Marian G. Lacey Educator Award, the district's highest recognition. Helmick was also named a **top 15 State Teacher of the Year Finalist**.

Teachers representing every campus in the district were recognized during the gala. Level winners were also named and included **Bernestine Rhodes, Hall, High School Teacher of the Year**; **Sharon Dallimore, Pulaski Heights, Middle School Teacher of the Year**; and **Vanessa Hendrix, King, Elementary School Teacher of the Year**.

The task of providing a strong foundation upon which all other learning first falls on the shoulders of an elementary teacher. From greeting frightened kindergartners on the first day of school to sending confident 5th graders on to middle school, the building blocks of learning are formed in these teachers' classrooms. Middle school and high school teachers continue to impact students' lives helping to get them ready to successfully navigate college and/or career, ultimately preparing them to be productive, engaged citizens.

- Elementary School Winners**  
**Bale** Sheryl Jackson  
**Baseline** Martha Sullivan  
**Booker** Aariah Reescano  
**Brady** Samantha Porter  
**Carver** Angelica Barrow  
**Chicot Primary** April Agnew  
**Dodd** Carletta Burchett  
**Fair Park ECC** Alisha Baker  
**Forest Park** Rebecca Langley  
**Franklin** Jennifer Bulloch  
**Fulbright** Celeste Molsbee  
**Geyer Springs** Heather Barlow  
**Gibbs** Nancy Passini  
**Jefferson** Ollie Anderson  
**King** Vanessa Hendrix  
**Mabelvale** Laquita Steward.  
**McDermott** Millie Jones  
**Meadowcliff** Shanti Baker  
**Otter Creek** Lori Martin  
**Pulaski Heights** Whitney Ragan  
**Roberts** Steven Helmick  
**Rockefeller** Gina Khoury  
**Romine** Terry Evans  
**Stephens** Yolanda Anderson  
**Terry** Hannah Rosson  
**Wakefield** Sarah Vanlaan  
**Washington** Fran McNeil  
**Watson** Ronisha Johnson.  
**Western Hills** Kathy Wirzfeld  
**Williams** Terry Morton

**Wilson** Shani Baker  
**Woodruff ECC** Emily Wright

- Middle School Winners**  
**Cloverdale**  
Marcus Davis  
Amberleigh Triplett  
**Dunbar**  
Quintin Cain  
Jasmine Geter  
**Forest Heights**  
Daniel Fondren  
Yolanda Rooks  
**Henderson**  
Sandra Ledbetter  
Michelle Mothershed  
**Mabelvale**  
Fran Moseley  
Jeremy Spann  
**Mann**  
Leslie Brooks-Jackson  
Wilma Sutton  
**Pulaski Heights**  
Onisha Chandler  
Sharon Dallimore

- High School Winners**  
**Central**  
Patrick Foley  
Mark Meadows  
Erica Moore

- Hall**  
Bernestine Rhodes.  
Beatriz Varela  
Sonja Williams  
**J.A. Fair**  
Marian Arnett  
Allison Belcher  
Cynthia Dokoutchaef  
**McClellan**  
Ruby Ford  
Tashenia McMillan  
Cassandra Stauder  
**Parkview**  
Aminah Eddings  
Dennis Show  
J. Lynn Smith
- Non-traditional School Winners**  
**Accelerated Learning Center**  
Pauline Wu  
**Hamilton Alt. Learning Center**  
Alice Earnest (grades 6-8)  
Yanqiu Liao (grades 9-12)  
**Metropolitan Career-Tech Ctr.**  
James Blanchard





# High-Achieving Schools + ESEA Accountability Designations

## Five LRSD Schools Received *Outstanding Educational Performance Awards*

Each year the Office of Education Policy at the University of Arkansas issues a series of reports, *Outstanding Educational Performance Awards*. Five LRSD schools were recognized, **Forest Park, Roberts and Williams Elementary Schools, Pulaski Heights Middle School** and **Little Rock Central High School**.

### Top 25 High-Achieving Schools in Arkansas (based on performance on benchmark or end-of-course exams)

RANK	SUBJECT	SCHOOL	% PROF/ADV	GPA
#2	Literacy (grades 3-5)	Forest Park	97%	3.79
#24	Math (grades 3-5)	Roberts	91%	3.62
#20	Literacy (grade 11)	Central High	81%	3.19

### Top 10 High-Achieving Elementary Schools in Arkansas (based on performance on benchmark exams)

RANK	GRADE/SUBJECT	SCHOOL	% PROF/ADV	GPA
#3	Grade 3 Literacy	Forest Park	96%	3.77
#4	Grade 4 Literacy	Forest Park	93%	3.67
#8	Grade 5 Literacy	Forest Park	99%	3.75
#8	Grade 4 Math	Roberts	93%	3.69
#10	Grade 4 Math	Forest Park	93%	3.67
#10	Grade 4 Literacy	Roberts	95%	3.75
#10	Grade 5 Math	Roberts	89%	3.47

### Top 5 High-Achieving Schools in Central Arkansas (based on performance on benchmark or end-of-course exams)

RANK	SUBJECT	SCHOOL	% PROF/ADV	GPA
#2	Literacy (grades 3-5)	Forest Park E.S.	97%	3.62
#3	Algebra I (grades 6-8)	Pulaski Heights M.S.	100%	3.93
#3	Literacy (11th grade)	Central H.S.	81%	3.18
#5	Math (grades 3-5)	Roberts E.S.	91%	3.79

### Top 3 Elementary Schools in Central Arkansas by Grade Level (based on performance on benchmark exams)

RANK	GRADE/SUBJECT	SCHOOL	% PROF/ADV	GPA
#1	Grade 3 Math	Forest Park	98%	3.82
#2	Grade 3 Literacy	Forest Park	96%	3.77
#2	Grade 4 Math	Roberts	93%	3.69
#2	Grade 4 Literacy	Forest Park	93%	3.86
#3	Grade 4 Literacy	Roberts	93%	3.75
#2	Grade 5 Math	Roberts	89%	3.38
#3	Grade 5 Math	Williams	86%	3.47
#1	Grade 5 Literacy	Forest Park	99%	3.75

## Elementary and Secondary Education Act (ESEA) Accountability Designations

**Wilson Elementary School** was one of nine schools in the state to receive the “**Exemplary School**” designation.

**Achieving Schools** are schools that meet the annual achievement goals in both math and literacy, and graduation rate for high schools. For 2013-2014, five elementary schools, **Brady, Forest Park, Jefferson, Roberts and Terry Elementary Schools** received the “**Achieving School**” designation. **Parkview Magnet High School** was also designated as an “Achieving School.” Results for 2014-2015 (based on the spring 2014 test) show **Terry Elementary School** as an “Achieving School.”

**Focus Schools** include the 10 percent of schools in the state with the **largest achievement gaps between their highest and lowest performing subgroups**. For 2013-2014, nine LRSD schools, Bale, Franklin, King, Romine, Stephens and Wakefield Elementary Schools, Dunbar and Pulaski Heights Middle Schools, and Central High School received the “Focus School” designation. **Brady Elementary** was previously a “Focus School” for 2012-2013 but moved up to “Achieving School” for 2013-2014. Results for 2014-2015 (based on the spring 2014 test) also show nine schools with the “Focus School” designation for gaps between their highest and lowest performing subgroups.

**Needs Improvement Schools** are schools that do not meet annual achievement goals for both math and literacy, and graduation goals for high schools. For 2013-2014, 18 schools and the district as a whole were labeled “needs improvement.” Five elementary schools, **Brady, Forest Park, Jefferson, Roberts** and **Terry**, and **Parkview High School** went from “**Needs Improvement**” for 2012-2013 to “**Achieving**” for 2013-2014. Results for 2014-2015 (based on the spring 2014 test) show 22 schools with the “Needs Improvement” designation.

**Priority Schools** are schools that have been identified as among the lowest-performing five percent of schools in the state over three years. For 2013-2014 seven LRSD schools received the “Priority School” designation. One school, **Wilson Elementary**, went from “**Priority**” for 2012-2013 to “**Exemplary**” for 2013-2014. Results for 2014-2015 (based on the spring 2014 test) again reveal seven “Priority” schools.

# District Plan to Improve Student Performance at Academic Distress Schools

% Proficient/Advanced Students compared to ANNUAL MEASURABLE OBJECTIVES (AMO)

GRADE/SUBJECT	% PROF/ADV	AMO
3rd Grade Math	75%	71%
3rd Grade Literacy	63%	71%
4th Grade Math	66%	71%
4th Grade Literacy	75%	71%
5th Grade Math	59%	71%
5th Grade Literacy	74%	71%
6th Grade Math	54%	71%
6th Grade Literacy	50%	71%
7th Grade Math	50%	71%
7th Grade Literacy	59%	71%
8th Grade Math	45%	71%
8th Grade Literacy	62%	71%
Algebra I	58%	71%
Geometry	55%	71%
11th Grade Literacy	63%	71%

1. Central office administrators, building administrators, instructional facilitators and teachers were provided high-quality training on lesson planning, rituals and routines, and classroom observations with feedback.
2. All teachers are preparing written lesson plans that have eight required components. The components are: goals/objectives, methods, activities and tasks, assessment, student grouping, questioning, materials and resources, and homework.
3. The district will contract with external consultants to audit the mathematics curriculum, K-12, and the secondary literacy curriculum, 6-12, to ensure that it is properly aligned to the Common Core State Standards.
4. Administrators and staff at the schools have established and implemented rituals and routines for school and classroom implementation.
5. Principals (and assistant principals) are checking lesson plans of all teachers to ensure that they conform to expectations.
6. Principals (and assistant principals) are observing classroom instruction to ensure that instruction matches the lesson plan and are offering constructive evidence-based feedback on the lesson. Scripting of lessons is being done electronically, and feedback is immediate with the push of the send button on the app.

7. Teachers are assisted in meeting expectations through support given by instructional facilitators, district-assigned school improvement specialists and/or school administrators. Teachers who fail to improve will be placed on an assistance plan that will intensify the support provided.
8. District administrators are monitoring the electronic feedback that principals give to teachers to ensure that it is high quality feedback that is evidence-based.
9. The district hired a Chief Academic Officer given the charge by the superintendent of assisting the schools on academic distress.
10. The district assigned a curriculum and instruction staff member to each school on academic distress to serve as a school improvement specialist (SIS). The SIS supports the district’s plan along with meeting the Arkansas Department of Education’s expectations for school improvement specialists. The collaboration among the principal, the district-assigned SIS and ADE support staff is paramount to school improvement.
11. Schools on academic distress are implementing an instructional unit-based progress monitoring and response system in math and literacy. This recommendation was made by the ADE Evaluation Team for several of the schools on academic distress.
12. Training and support is being provided to the schools on academic distress for the development of a team structure in the school governance process. Leadership teams, instructional teams and school-community councils will be established/re-invigorated using Marzano Research.
13. Training and support will be provided to the schools on academic distress on how to use the data in our Data Dashboard system as well as other types of data to make instructional decisions.

# Little Rock School District by the Numbers

**Revenue**

Local/County .....	\$146,510,412
State .....	\$120,711,616
Federal Grants .....	\$22,037,419
Stipulated Magnet .....	\$30,414,715
Dedicated Maintenance & Operations .....	\$7,399,128
Other .....	\$963,869
<b>Total Revenue.....</b>	<b>\$328,037,159</b>

Tax Rate (Mills).....	46.4
-----------------------	------

**Expenses**

Student Instruction.....	\$236,060,991
Support .....	\$45,650,971
Transportation.....	\$17,930,227
Support—Facilities.....	\$19,971,788
Debt Service.....	\$14,535,561
<b>Total Expenses .....</b>	<b>\$334,149,539</b>

Expense Per Pupil .....	\$13,346
Class of 2014 Scholarships (appx.) .....	\$25,000,000

Average Teacher Salary .....	\$57,537
First Year Teacher Salary.....	\$35,232

National Board Certified Teachers .....	216
---	-----

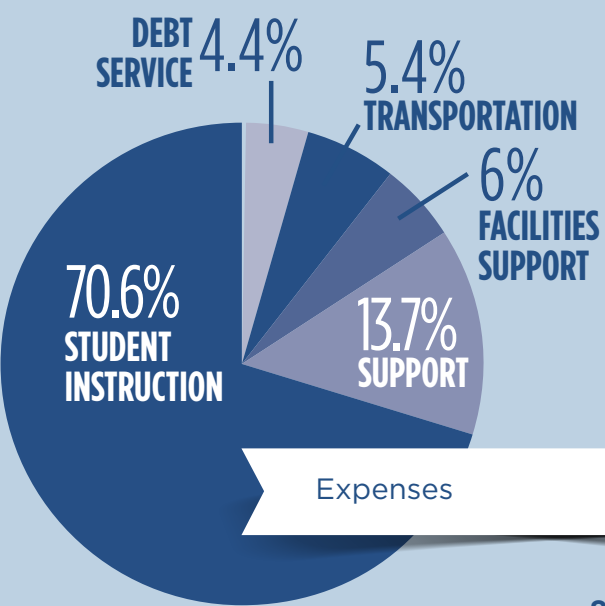
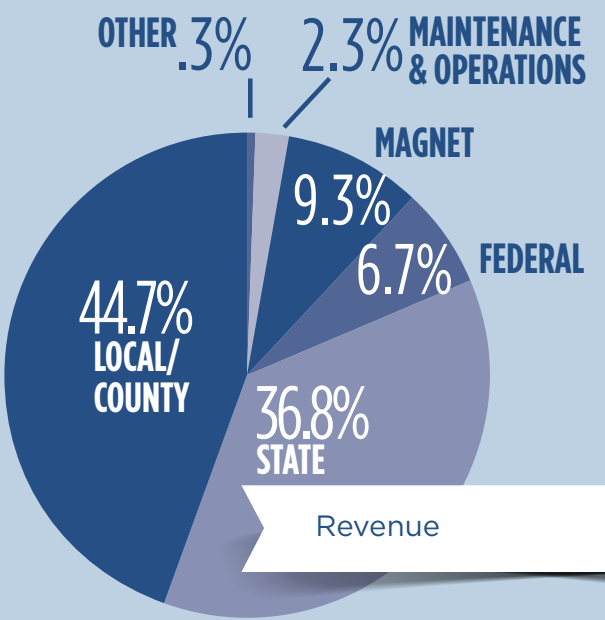
Classroom Teachers with:

Bachelors.....	931
Masters.....	754
Doctorate .....	10

LRSD’s volunteer program, Volunteers in Public Schools (ViPS) is a vital component in the operation of all of our schools.

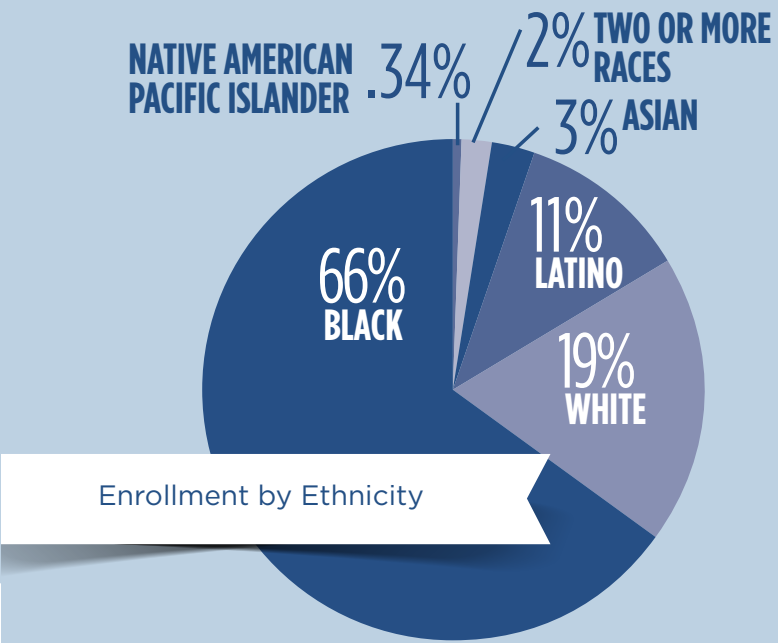
Total Volunteer Hours.....	870,289
Equivalent in Dollars .....	\$19,268,203

New Partners in Education (PIE) .....	19
Total Number of Partners.....	283

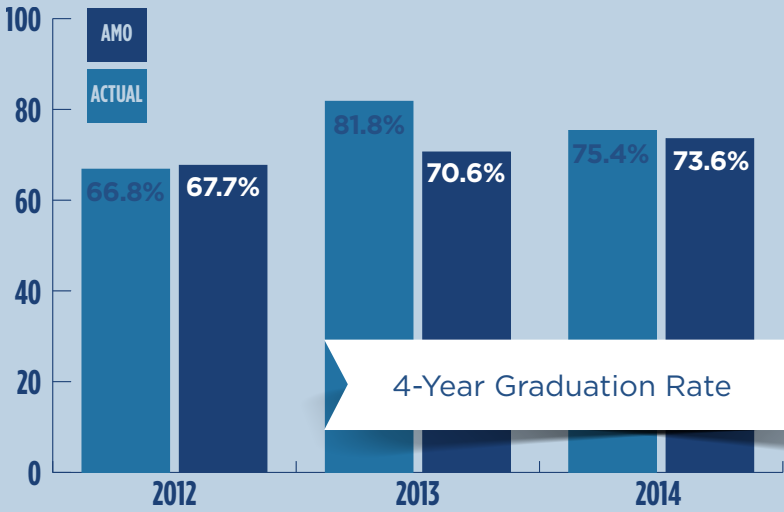
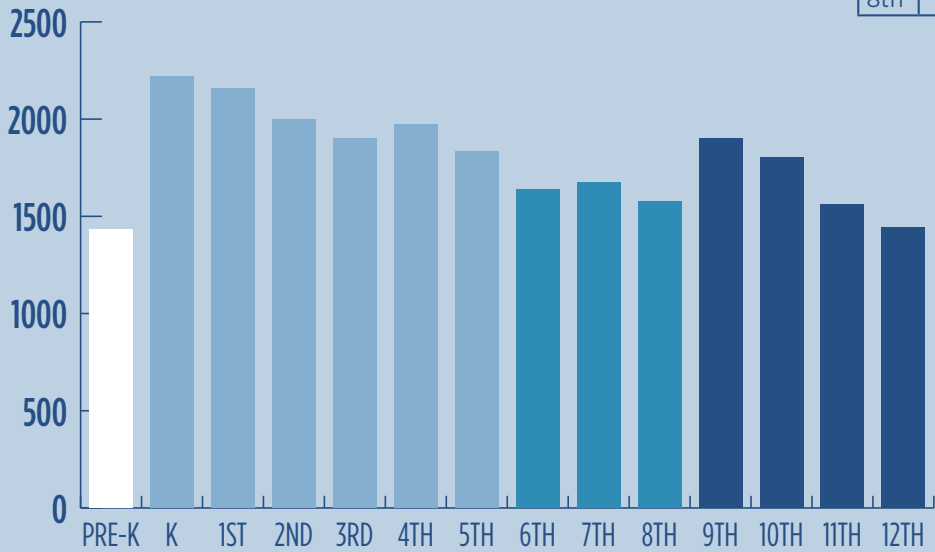


Performance Indicators  
latest figures available from 2012-2013

ATTENDANCE	DROPOUT	GRADE INFLATION	COLLEGE REMEDIATION
91.3%	3.3%	3.1%	56.9%



Enrollment by Grade  
Total Enrollment 25,110



Retention Rates Grade 1-8  
latest figures available from 2012-2013

GRADE	Students	Percentage
1st	71	3.5%
2nd	44	2.3%
3rd	12	0.6%
4th	6	0.3%
5th	6	0.3%
6th	14	0.8%
7th	43	2.7%
8th	25	1.5%